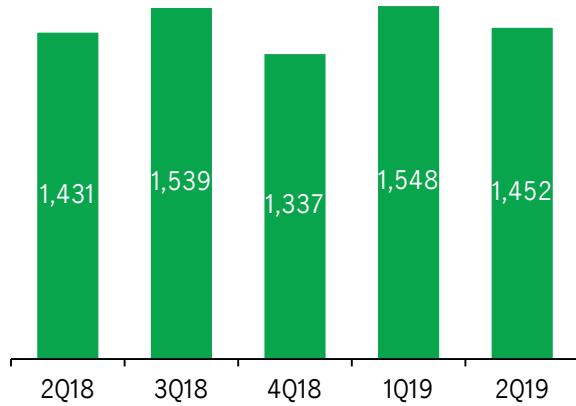


Manulife reports 2Q19 net income and core earnings of \$1.5 billion

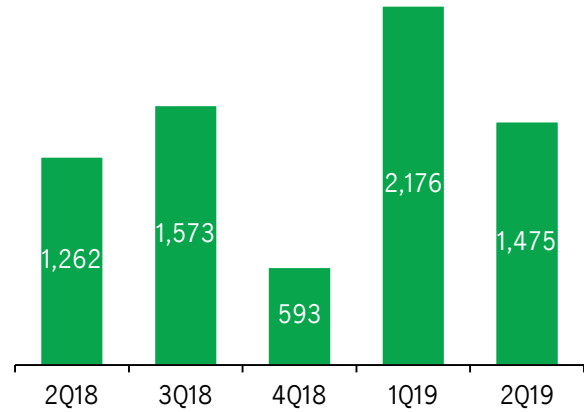
Core Earnings

(C\$ millions)



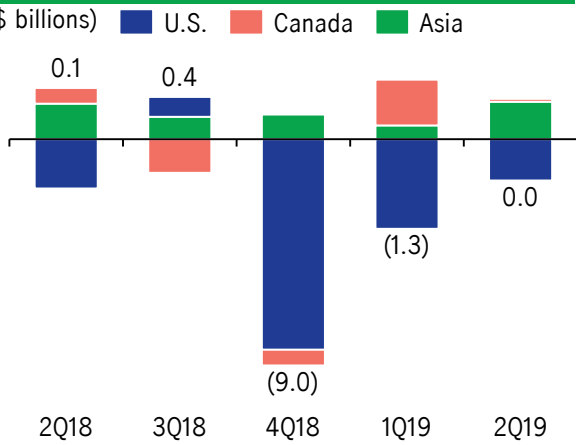
Net Income Attributed to Shareholders

(C\$ millions)



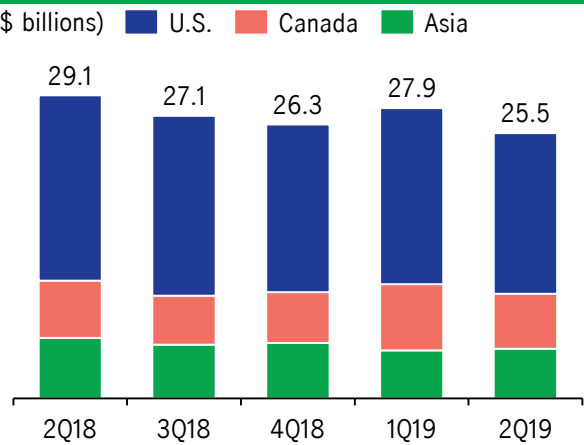
Wealth & Asset Management Net Flows

(C\$ billions)



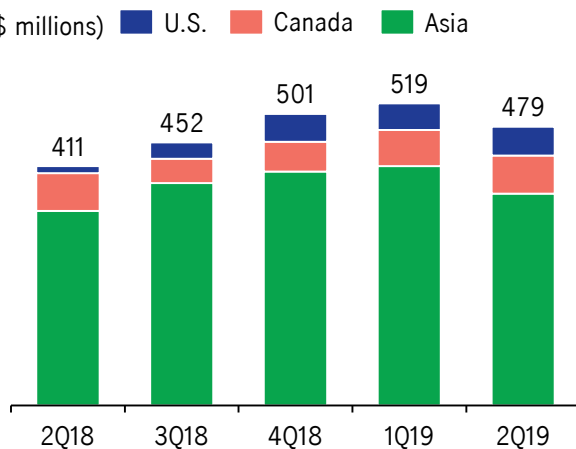
Wealth & Asset Management Gross Flows

(C\$ billions)



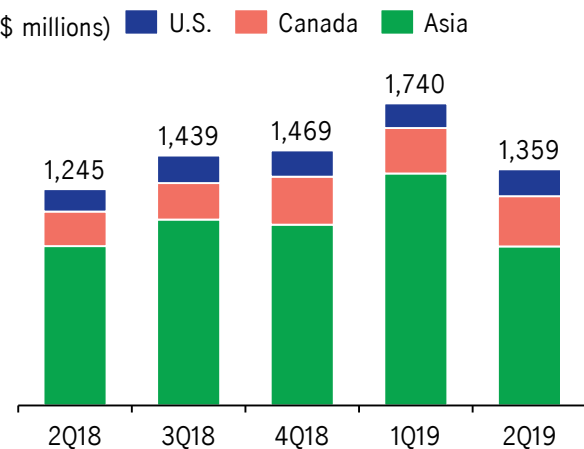
New Business Value

(C\$ millions)



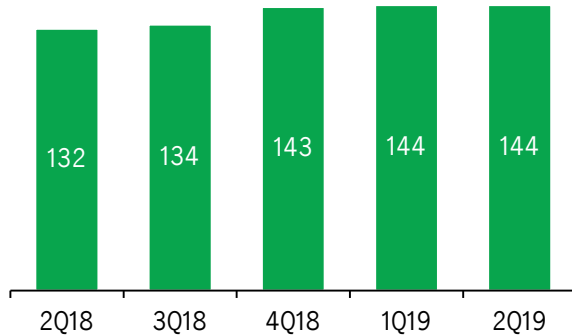
APE Sales

(C\$ millions)



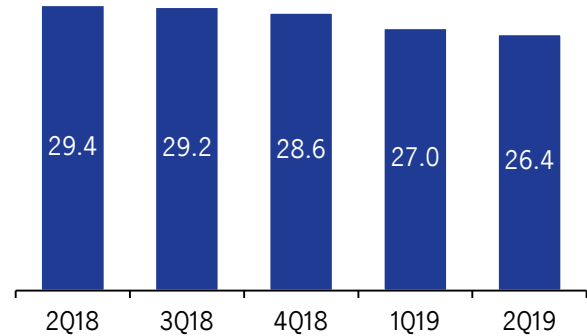
MLI's¹ LICAT Ratio

(Life Insurance Capital Adequacy Test Ratio LICAT) (%)



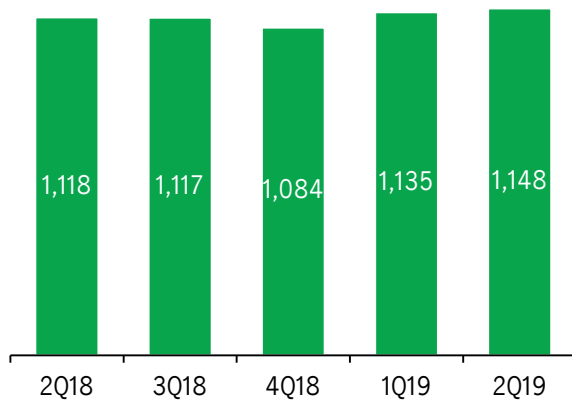
Financial Leverage Ratio

(%)



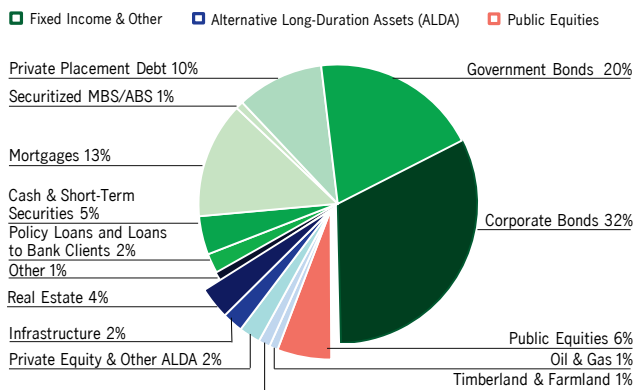
Assets Under Management and Administration

(C\$ billions)



Total Invested Assets

(C\$367 billion, Carrying values as of June 30, 2019)



Financial Strength Ratings²

Rating Agency	Rating		Outlook
A.M. Best Company	A+ (Superior)	(Superior – 2 nd of 13 ratings)	Stable
DBRS Limited	AA (low)	(Excellent – 4 th of 22 ratings)	Stable
Fitch Ratings Inc.	AA-	(Very Strong – 4 th of 19 ratings)	Stable
Moody's Investors Service Inc.	A1	(Low Credit Risk – 5 th of 21 ratings)	Stable
S&P Global Ratings	AA-	(Very Strong – 4 th of 21 Ratings)	Stable

Investor Relations Contact:

Adrienne K. O'Neill
 Global Head of Investor Relations
 200 Bloor Street East, Toronto ON, Canada M4W 1E5
 Tel: (416) 926-6997

Media Relations Contact:

Brooke Tucker-Reid
 Manager External Communications
 200 Bloor Street East, Toronto ON, Canada M4W 1E5
 Tel: (647) 528-9601

¹ MLI refers to The Manufacturers Life Insurance Company. ² Financial Strength Ratings apply to the main life operating companies of Manulife Financial Corporation including The Manufacturers Life Insurance Company, John Hancock Life Insurance Co. (U.S.A.), John Hancock Life & Health Insurance Co. and John Hancock Life Insurance Co. of New York. DBRS does not rate the U.S. insurance subsidiaries separately. All ratings current as of June 30, 2019.